

# ProTalk Link

## Replacing a W2 With A W3 Module Tutorial

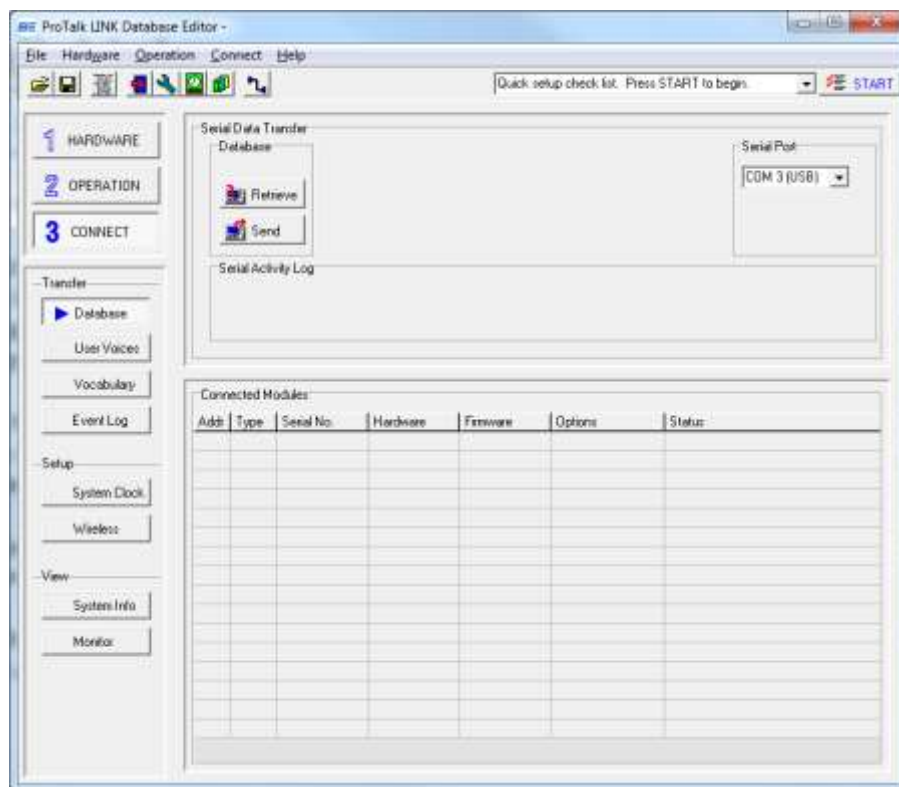
This tutorial will cover the steps required to exchange a W2 module with a W3 module.

Before replacing the W2 module, the ProTalk Link configuration software should be installed onto your PC. If it has already been installed, it may need to be updated. To find the version number, launch the software, click on the 'Help' heading, and then 'About.' The latest version can be found on our website at: <http://barnett-engg.com/support/Software.aspx>.

Power-down the Link and remove the connector plates. Swap the W2 module with the W3 module and set the rotary switch (on the top of the unit) to the same address as that of the W2 (typically 1). If the inputs/outputs are being used, the terminal blocks can simply be swapped to keep the wiring intact.

Fasten the modules back together and then update the firmware for each module in the system. Refer to the *ProTalk Link Firmware Update Tutorial* for details: <http://barnett-engg.com/support/Tutorials.aspx>.

Once the software and firmware have been updated, the database should be read from the M1. Launch the software and click the 'Connect' and then 'Database' buttons:

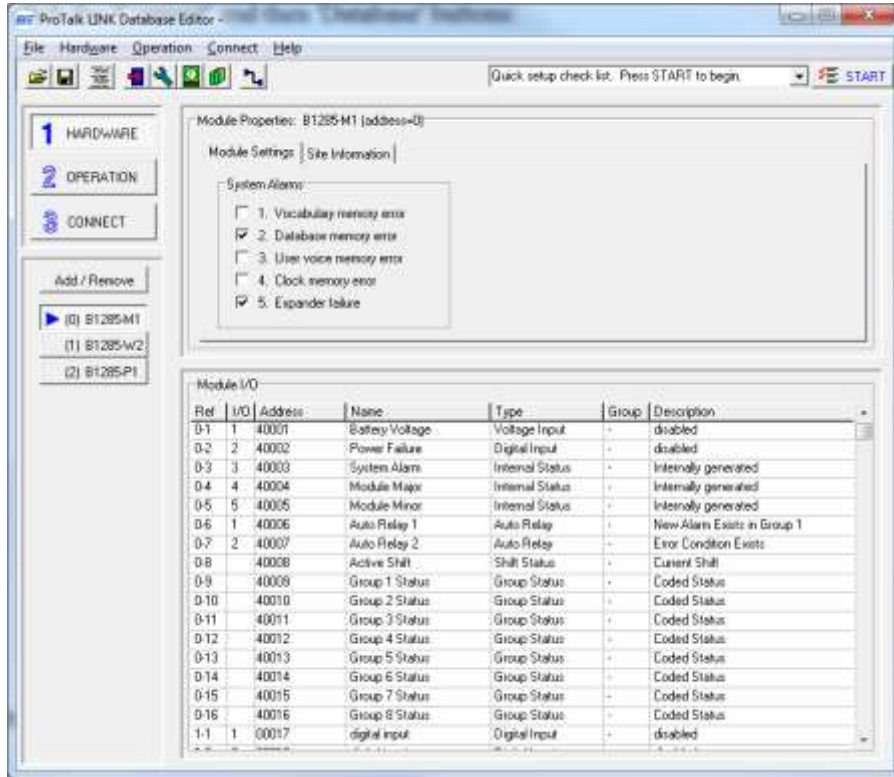


Press the 'Retrieve' button to read the database in the M1, then click on the 'Hardware' button:

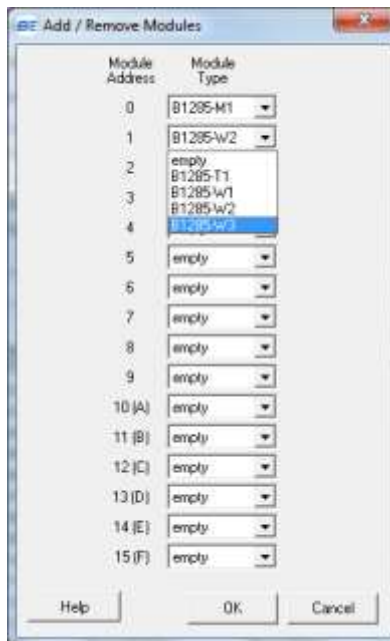


# ProTalk Link

## Replacing a W2 With A W3 Module Tutorial



Press the 'Add/Remove' button and then change the W2 to a W3 from the drop-down-box:



Any inputs/outputs previously configured will carry over in the new database.



# ProTalk Link

---

## Replacing a W2 With A W3 Module Tutorial

---

Press 'Connect,' then 'Database' and then the 'Send' button to enter the new database. The configuration may be saved by selecting File → Save As.

The new database has now been entered in the Link. For more information, refer to the help contents in the software or have a look at the *ProTalk Link Basic Programming Tutorial* for more details: <http://barnett-engg.com/support/Tutorials.aspx>.



Barnett Engineering Ltd.  
#200, 550 - 71st Avenue SE  
Calgary, Alberta  
T2H 0S6

PHONE: (403) 255-9544  
TOLL: (800) 268-2646  
[www.barnettprotalk.com](http://www.barnettprotalk.com)